



Shrishi Matriculation Hr. Sec. School

February 2025

(Managed by Makhija Foundation)

Volume 01 | Issue 09

Highlights

02

Farewell
Celebration



03

Co- Scholastic
Activities



04

IQube



Silambam



K. K. Haritha

**Tiger Book of World Record
Blind Single stick Rotation**


Cricket



District Level - Cricket

Junior Super Kings Tournament - Runner-up

Achievers of Olympiad Exams



The results of English & Science Olympiad Exams were declared and students of Grade 6 to 8 who secured the first and second position in their respective classes were awarded with medals along with certificates. Performance analysis report cum mark sheets were given to all the participants.



Cheerio a Heartfelt Goodbye - Farewell



Shrishti Matric bid adieu to the outgoing students of Class 10 and 12 on 1 Feb 2025. The ceremony was a beautiful blend of nostalgia, gratitude, and celebration. The morning began with a mesmerizing dance performance by the students of Class 9 & 11, who set the tone for the emotional yet joyful farewell. This was followed by a soulful song rendition and Music Performance by the students of Class 11, whose voices echoed the sentiments of the gathering.

The Head of Schools and the Principal took the stage to share their heartfelt wishes and words of wisdom with the outgoing students. They praised the students for their achievements, perseverance, and dedication, and encouraged them to continue striving for excellence in their future endeavors.

As a token of appreciation and remembrance, the school distributed mementos to the outgoing students. The farewell ceremony was reminder of the bond between the students, teachers, and the school. **We will miss you, dear students!**



SPECIAL EVENTS

INTERHOUSE ACTIVITIES

Inter house activities were conducted to foster a sense of Team Spirit and healthy competition among the four houses – Ganga, Kaveri, Krishna & Narmada providing opportunities for diverse participation across different talents and interests. Activities like Fun Fiesta (Solo Dance Performance), English Skit on Cancer Awareness, Brush & Bloom (Makeup Contest) and Game O' Mania (Fun Games) were conducted. Students participated enthusiastically. Students worked together as a team to achieve victory for their respective houses, building camaraderie and a sense of responsibility. They often take on leadership roles within their houses to plan, organize & execute it effectively by motivating their peers.

FUN FIESTA – Solo Dance Performance



NUKKAD NATAK – English Skit on Cancer Awareness



BRUSH & BLOOM – Make Up Contest



Co- Scholastic Activities




A series of interesting and fruitful activities were planned and conducted effectively in the month of February. These activities enhanced the students' learning, understanding the concepts and helped them to be skillful. In Math Drop Clinic, students of 6 A & 6 B were engaged with Mental Math & Reasoning which helped the students to develop and strengthen the ability not only to perform Mathematical Calculations quickly and accurately but also to reason out the mathematical concepts involved in each calculations.



In Tech Bloomers, students learned the methods and formats to write Basic Program which they experienced practically in the Lab by executing the programs and finding out the results in the monitor.

In Colours Of Science, students of 7 A understood about the importance of forests in maintaining ecological balance. They recognized the impact of Deforestation and the need of preserving forests. They also developed a sense of responsibility towards preserving natural resources.




Meanwhile the students of 7 B, experienced the phenomenon of Refraction of Light using a glass beaker, water and a pencil. Students understood how refraction affects the appearance of objects submerged in water and gained practical insight into bending of light.




In Linguistic Laureates, Telephonic Talk activity was conducted for Grade 6 A where the students were exposed with some basic etiquettes of conversing through a telephone like greeting the callers, taking messages and ending calls courteously. Students were engaged with class room activities with telephonic conversations based on the situations given where the students implemented the basic etiquettes which they have learnt in the session. This activity also enhanced the communication and speaking skill of the students.

For Class 8 A, Story Sequencing activity was conducted to enhance students' comprehension and narrative skills by arranging story events in correct sequence. This activity successfully enhanced students' understanding of story structure, including the beginning, middle and end. It also improved their logical thinking and collaborative abilities.



Sonic Challenge was conducted for Class 8 B. Students were made to listen to Tongue Twisters & Pronunciation of words. They were asked to read those tongue twisters and words with proper accent, pronunciation and also to read without errors. This activity enhanced students' Listening skill and also their ability to understand and interpret spoken language accurately.


Debate Duel was conducted for Grade 6 B on the topic "Pros and Cons of Mobile Phones".



Grade 7 B students were engaged with Contextual Guessing & Word Relay activity which enriched their vocabulary skill and also promoted critical thinking. This activity helped learners to learn new words, guess their meaning by understanding the context and promoted active listening and quick thinking.

Students were divided into two groups in which one group talked about the benefits of using mobile phones whereas the other group talked about its harmfulness. Students were allowed to have a discussion among the group members and to gather information to make their argument strong. Then the debate session was conducted in which the students represented their groups and shared their valuable points. The Debate session was healthy and productive.






GEN AI FOR STUDENTS

GEN AI (Gen AI) has a lot of potential for school students offering various ways to enhance learning creativity and problem solving. Below are the key areas where it can be useful.

1) Learning Assistance AI can explain concepts, provide solutions and guide students through problem- solving in subject like math, science and language.

2) Creative Applications: AI can assist in brainstorming ideas, suggesting improvements and even generating drafts.



3) Project and Research support: AI helps structure reports generate citations and refine language.

4) STEM Education: AI driven simulations make complex concepts easier to understand. AI can visualize and above equation step by step.

5) Career Guidance: AI can recommend career paths based on students' interest and draft resumes for internships.

Conclusion: Avoid plagiarism and ensure originality. Use AI as a learning aid, not a replacement for thinking AI is a powerful tool for fostering creativity improving efficiency and enhancing learning schools can integrate AI wisely to support students while maintaining academic integrity.

- Jaidev S (VI A)

My School Life

School is fun, a place to grow
With friends and teachers we all know
We learn, we play we laugh out loud
Making memories strong and proud
These days are special bright, and true
School is a place I'll always value!

- Ayisha khatoun (VI B)

அப்பா

அப்பா....
ஈரமான நுனி விரலை இறுகப் பற்றிய
சிறுவிரல்

பயணத்தின் தொடர்ச்சி
மண்புழுதியில் !
வாமனன் அளந்ததைப் போல் அடி
மேல் அடிவைத்த அற்புத நடையழகு!
திகைத்த உள்ளத்தில் திறந்தன
இதழ் மலர்கள் உதிர்ந்தது மந்திரம்
அப்பா!
காணாத உலகை காட்டியது கனத்த
குரலில் கனிவானத் தாய்மை !
உழைப்பை உணர்த்தியது உலராத
வியர்வைத் துளிகள்
வருங்கால முகவரியை எனக்காக
வாசலில் வைத்து காத்திருக்கும்
வசந்த மலர் கொத்து அப்பா !

- அ.தேவதர்ஷன்
(ஆறாம் வகுப்பு அ பிரிவு)

உ.வே.சா கூறிய 99 வகையான
தமிழ் பூக்களின் பெயர்கள்

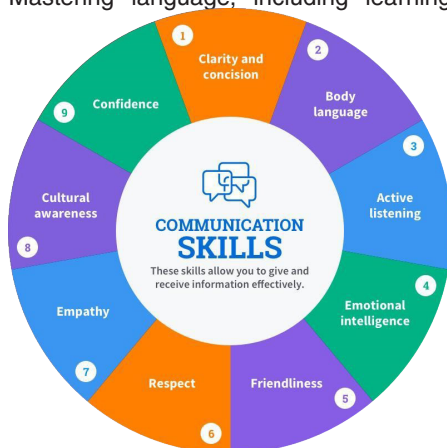
1. காந்தள் மலர்
2. ஆம்பல் மலர்
3. அனிச்சம் பூ
4. குவளை மலர்
5. குறிஞ்சிப் பூ
6. வெட்சிப் பூ
7. செங்கோடுவேரி மலர்
8. தேமாம் பூ
9. மணிச்சிகை(செம்மணிப்பூ)
10. உந்தூழ்(மூங்கில் பூ)
11. கூவிளம் பூ
12. எழும்பூ
13. சுள்ளி(மராமரப்பூ)
14. கூவிரம் பூ
15. வடவனம் பூ
16. வாகைப் பூ
17. குடசம் (வெட்பாலை)
18. எருவை(கோரைப்பூ)
19. செருவிளை(வெண்காக்கணம்)
20. கருவிளம் பூ
21. பயிணிப் பூ
22. வானிப் பூ
23. குரவம் பூ
24. பசும்பிடி (பச்சிலைப்பூ)
25. வகுளம் (மகிழம்பூ)

26. காயா மலர்
27. ஆவிரைப் பூ
28. வேரல் (சிறுமூங்கில்பூ)
29. கூரல் மலர்
30. சிறுபூளைப் பூ
31. குறுநறுங்கண்ணி மலர்
32. குருகிலை(முருக்கிலை)
33. மருதம் பூ
34. கோங்கம் பூ
35. போங்கம் பூ
36. திலகம் பூ
37. பாதிரி மலர்
38. செருந்தி மலர்
39. அதிரல் பூ
40. சண்பகம் மலர்
41. கரந்தை மலர்
42. குளவி(காட்டு மல்லி)
43. மாம்பூ
44. தில்லைப்பூ
45. பாலைப்பூ
46. முல்லைப்பூ
47. கஞ்சங்குல்லை
48. பிடவம் பூ
49. செங்கருங்காலி மலர்
50. வாழைப் பூ
51. வள்ளிப் பூ
52. நெய்தல் மலர்
53. தாழைப் பூ
54. தளவம்(செம்முல்லைப் பூ)
55. தாமரை மலர்
56. ஞாழல் மலர்
57. மௌவல் பூ
58. கொகுடிப் பூ
59. சேடல் (பவளமல்லி பூ)
60. செம்மல்(சாதிப் பூ)
61. சிறுகெங்குரலி (கருந்தாமரைக் கொடிப்பூ)
62. கோடல் (வெண்காந்தள் மலர்)
63. கைதை(தாழம் பூ)
64. வழைப் பூ(சுரபுன்னை)
65. காஞ்சிப் பூ
66. கருங்குவளைப் பூ(மணிக்ஞலை)
67. பாங்கர் பூ
68. மரவம் பூ
69. தணக்கம் பூ
70. ஈங்கைப் பூ
71. இலவம் பூ
72. கொன்றைப் பூ
73. அடுப்பம் பூ
74. ஆத்திப் பூ
75. அவரைப் பூ
76. பகன்றைப் பூ
77. பலாசம் பூ
78. பின்டி(அசோகம்பூ)
79. வஞ்சிப் பூ
80. பித்திகம்(பிச்சிப் பூ)
81. சிந்துவாரம்(கருநொச்சிப்பூ)
82. தும்பைப் பூ
83. துழாய்ப் பூ
84. தோன்றிப் பூ
85. நந்திப் பூ
86. நறவம் (நறைக் கொடிப்பூ)
87. புன்னாகம் பூ
88. பாரம் (பருத்திப்பூ)
89. பீரம்(பீரகம்பூ)
90. குருக்கத்திப் பூ
91. ஆரம் (சந்தனப்பூ)
92. காழ்வைப் பூ
93. புன்னைப் பூ
94. நரந்தம் (நாரத்தம்பூ)
95. நாகப்பூ
96. நள்ளிருநாறி (இருள்வாசிப்பூ)
97. குருந்தம் பூ
98. வேங்கைப் பூ
99. புழகுப் பூ

- அ.நிரஞ்சனா
ஆறாம் வகுப்பு “அ” பிரிவு

How Language Builds Personality in Career

Language is a powerful tool that shapes personality and plays a crucial role in career growth. Effective communication reflects confidence, clarity, and empathy, traits that define a strong personality. The way we speak, write, or present ourselves influences how others perceive us in professional settings. Good language skills help build relationships, foster teamwork, and inspire trust. Leaders use language to motivate and influence, while professionals use it to express ideas and solve problems. Mastering language, including learning



new ones, opens global opportunities, making individuals more adaptable and versatile. Language truly is the foundation of career success and personal growth.



- Ms. Vimal Supraja.R
Dept. of English

Morse code noun

ˈmɔːrs-

: either of two codes consisting of variously spaced dots and dashes or long and short sounds used for transmitting messages by audible or visual signals

INTERNATIONAL MORSE CODE

a ·— ·—	n — ·—	á — ·— ·—	8 — ·— ·—
b — ·— ·—	o — — —	ä — ·— ·—	9 — — —
c — — ·—	p — ·— ·—	é — ·— ·—	0 — — —
d — ·— ·—	q — — ·—	ñ — — —	, — ·— ·— (comma)
e ·— — —	r ·— ·—	ö — — —	. — ·— ·— (period)
f — ·— ·—	s — — —	ü — — —	? — ·— ·— (question mark)
g — — —	t — —	1 — — —	" — ·— ·— (quotation marks)
h — ·— ·—	u — —	2 — — —	: — ·— ·— (colon)
i — —	v — —	3 — — —	’ — ·— ·— (apostrophe)
j — — —	w — —	4 — — —	— ·— ·— (hyphen)
k — — —	x — —	5 — — —	/ — — — (slash)
l — ·—	y — —	6 — — —	(— — — (left parenthesis)
m — —	z — —	7 — — —) — — — (right parenthesis)



Morse code

Morse code is a method of encoding messages using dots and dashes to represent letters, numbers, and punctuation ¹. This system was invented by Samuel Morse and his colleagues in the 1830s for use in telegraph communication ².

How Morse Code Works

Morse code uses a series of dots and dashes to represent each character. The duration of a dash is three times the duration of a dot, and pauses are used to separate characters and words ². For example, the letter "W" is represented by "·— ·—" and the letter "E" is represented by "·" ².

Uses of Morse Code

Morse code was widely used in the past for communication over telegraphs and radios. Although it has largely been replaced by more modern methods of communication, it is still used by some amateur radio operators and sailors ². In fact, the SOS distress signal, which is "··— ·— ·—", is a well-known example of Morse code in use ².

Learning Morse Code

If you're interested in learning Morse code, there are many online resources available, including translators and practice tools ^{3 4 5}. You can also listen to Morse code transmissions on the radio to practice your skills ⁵.

Overall, Morse code is an interesting and historic method of communication that is still used today by some enthusiasts and professionals.



- Mr. R. Sadeesh Kumar
Dept. of Mathematics



Language Lounge

- All for one and one for all** – everyone in a group supports each other and works together toward a common goal.
- Sharpening the mind's edge** – enhance critical thinking, problem-solving, and mental agility.
- Seeing the bigger picture** – understanding the broader impact of actions.
- A light-bulb moment** – a sudden realization or understanding of a concept.
- Speaking volumes** – conveying a lot of meaning or improvement through actions or words

SHRISHTI CHRONICLES THE NEWSLETTER

Patrons:

Commodore H G Harsha,
Trustee, Makhija Foundation &
Chairman, SSRVM Trust

Shri. Mahadevan Venkatesh,
Trustee, Makhija Foundation

Chief Editor:

Mr. M. S. Saravanan,
Head of Schools

Associate Editor:

Mrs. Thingal Johnson, *Principal*

Editors:

Mrs. P. Joyce Jaya Kumari, *Vice Principal*
Dr. Esther Cynthia,
Head - Department of English
Mr. Arun S, *Dept. of English*

Co-Editors:

Mr. Manimegan, *Head - Dept. of Tamil*
Ms. Divya .R, *Dept. of English*
Ms. Vimal Supraja, *Dept. of English*
Ms. Ira Roxon, *Dept. of English*

Design

Mr. M. Kabilan, *Instructor*